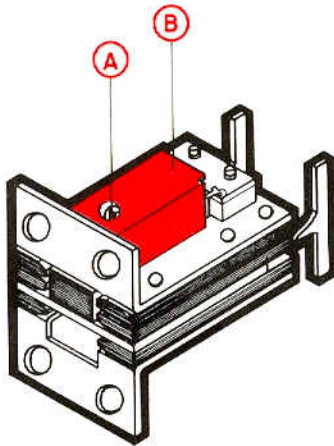
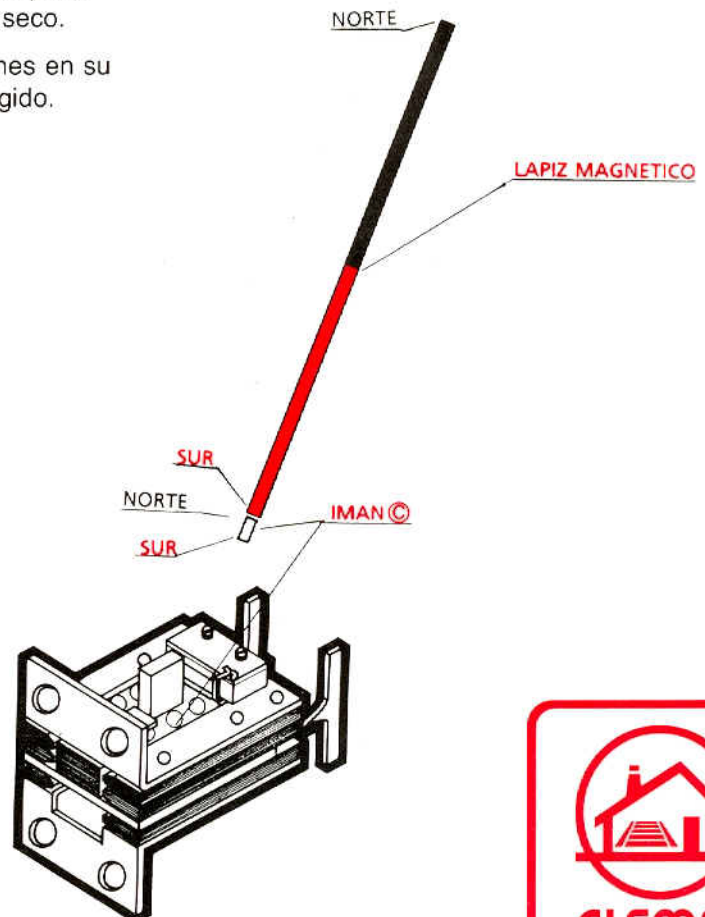


Efectuar todas las operaciones en una **mesa limpia**

1. Anotar el código antiguo de la cerradura que se quiere programar.
2. Elegir un nuevo código en la tabla de códigos.
3. Quitar el tornillo **A**
4. Quitar la tapa de imanes **B** cuidadosamente. (Quedarán a la vista los imanes, en sus correspondientes alojamientos.)



5. Ir tomando los imanes **C** con el lápiz magnético según los colores indicados en la tabla del nuevo código elegido.
En caso de que no se atraigan los imanes (coincidencia de polos entre lápiz e imán), darle la vuelta para posicionarlo en el color (polaridad) requerido.
6. Asegurarse de que tanto el imán como los alojamientos donde deben de ir ubicados, están perfectamente limpios. Si no fuera así, limpiar con aire seco.
7. Posicionar nuevamente los imanes en su alojamiento según el código elegido.

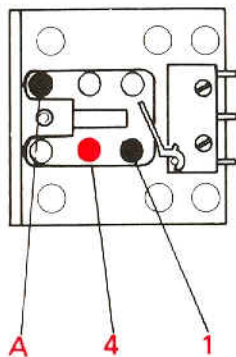


C
L
E
M
S
A



EJEMPLO

Código elegido: **14 A**



Imán 1:



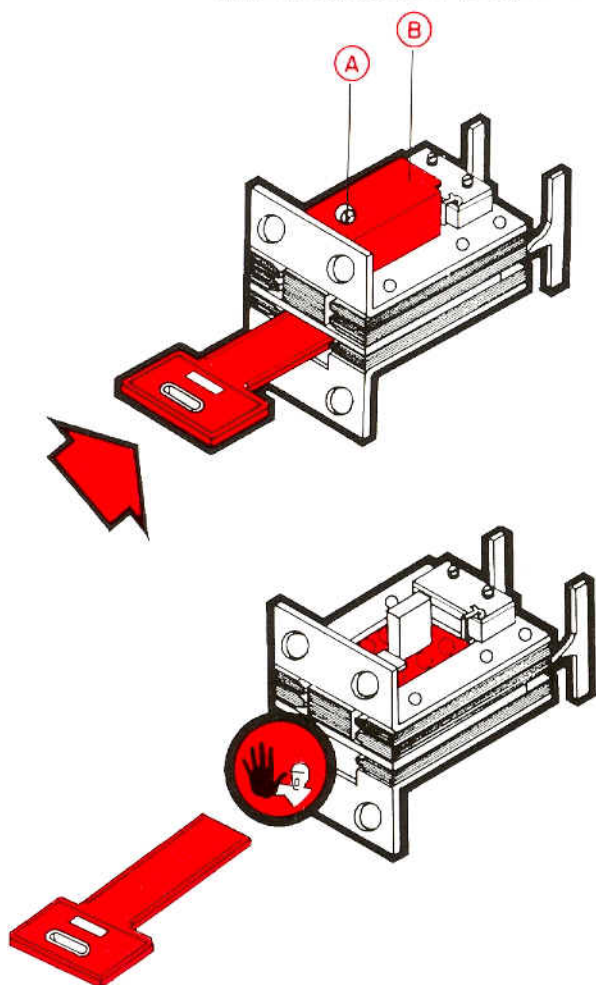
Imán 4:



Imán A:



con esto habremos programado la cerradura con el nuevo código 14 A.



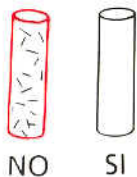
8. Volver a colocar la tapa de imanes **B** en su posición, con sumo cuidado.

9. Apretar tornillo **A**

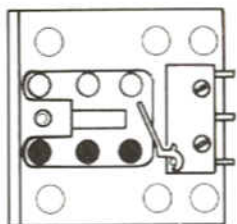
10. Codificar una llave con el nuevo código (en el caso del ejemplo, sería 14 A).

11. Introducir la llave en la cerradura y comprobar su correcto funcionamiento.

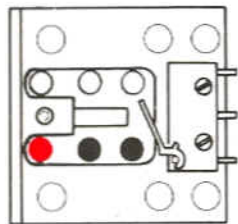
NO INTRODUCIR LA LLAVE SIN HABER TAPADO PREVIAMENTE LOS IMANES, YA QUE PODRIAN SALTAR FUERA DE LA CERRADURA.



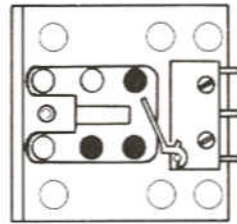
EN EL CASO DE QUE A UN **IMAN** SE LE ADHIERAN ACCIDENTALMENTE **LIMADURAS** O **SUCIEDAD**, **NO UTILIZARLO**, LIMPIARLO CUIDADOSAMENTE O REEMPLAZARLO POR UNO NUEVO.



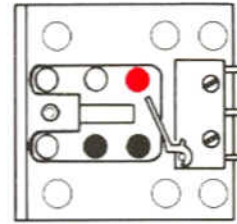
COD. 135



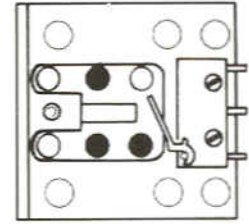
COD. 136



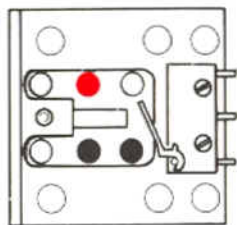
COD. 137



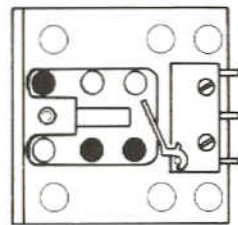
COD. 138



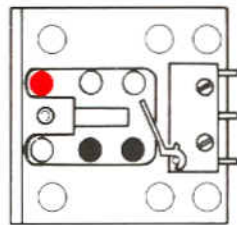
COD. 139



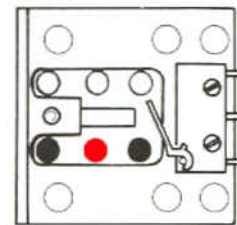
COD. 130



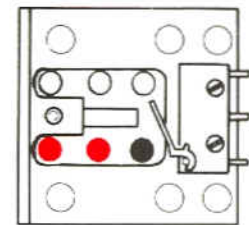
COD. 13A



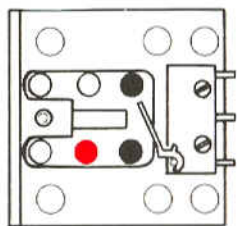
COD. 13B



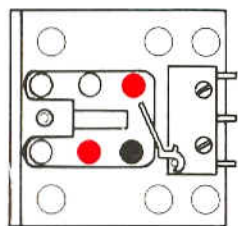
COD. 145



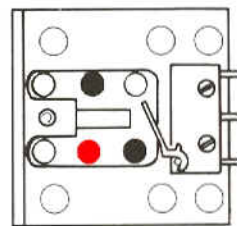
COD. 146



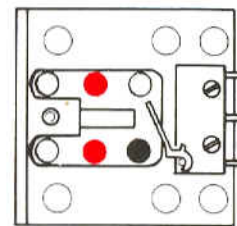
COD. 147



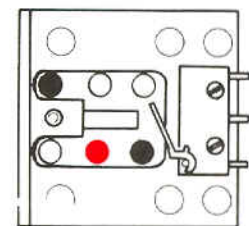
COD. 148



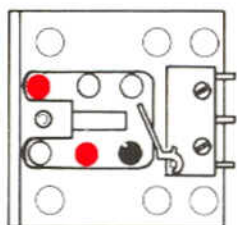
COD. 149



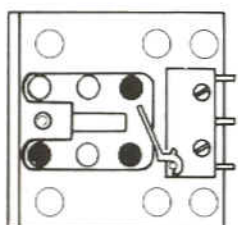
COD. 140



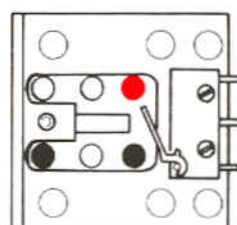
COD. 14A



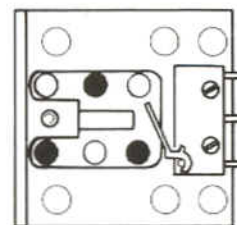
COD. 14B



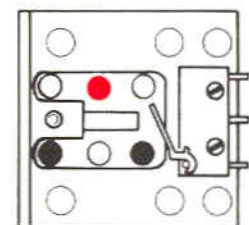
COD. 157



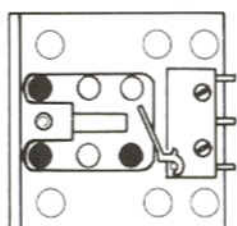
COD. 158



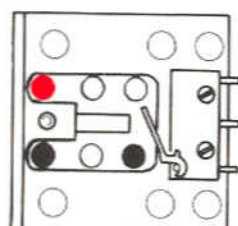
COD. 159



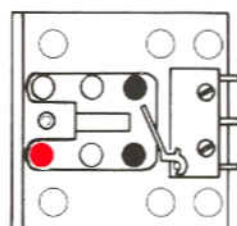
COD. 150



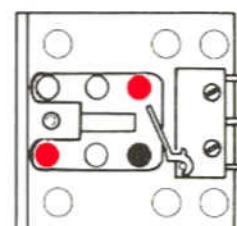
COD. 15A



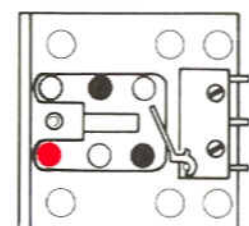
COD. 15B



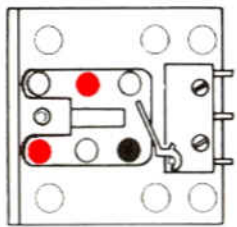
COD. 167



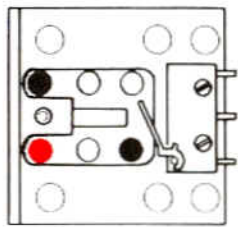
COD. 168



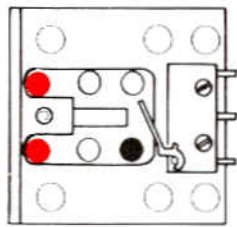
COD. 169



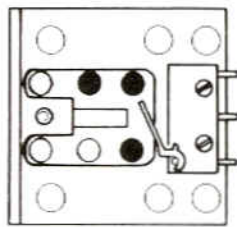
COD. 160



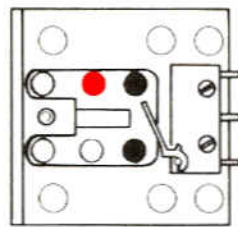
COD. 16A



COD. 16B



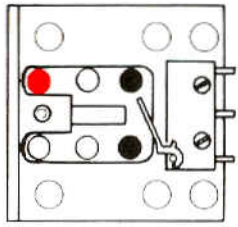
COD. 179



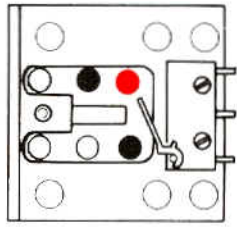
COD. 170



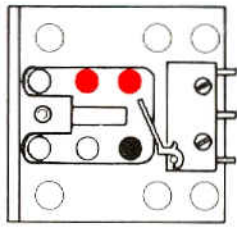
COD. 17A



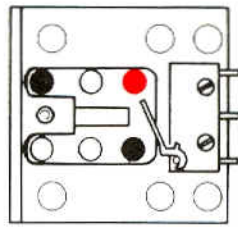
COD. 17B



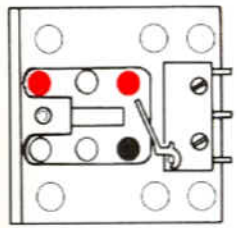
COD. 189



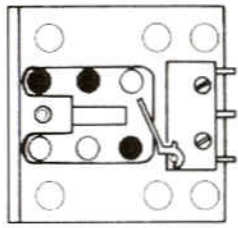
COD. 180



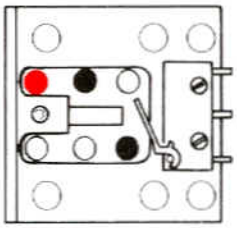
COD. 18A



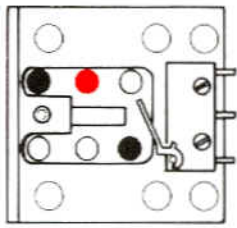
COD. 188



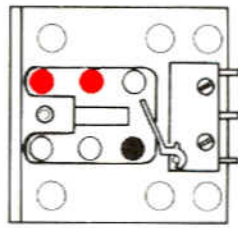
COD. 19A



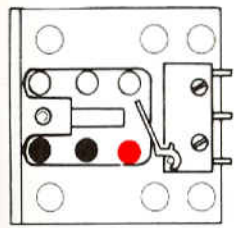
COD. 19B



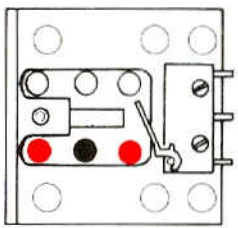
COD. 10A



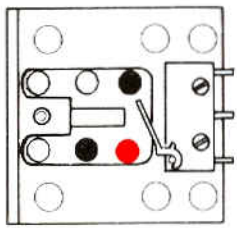
COD. 10B



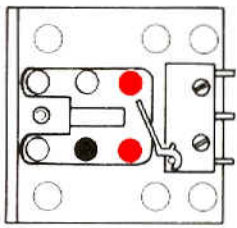
COD. 235



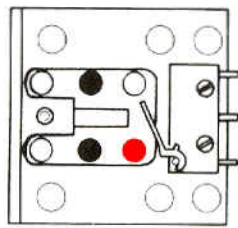
COD. 236



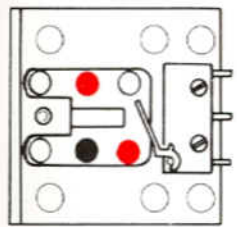
COD. 237



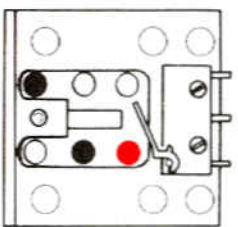
COD. 238



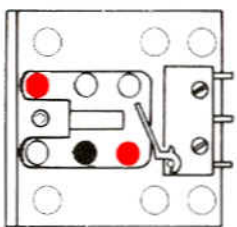
COD. 239



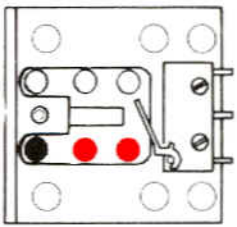
COD. 230



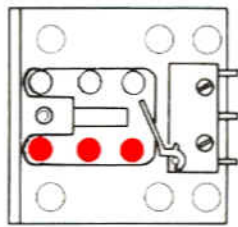
COD. 23A



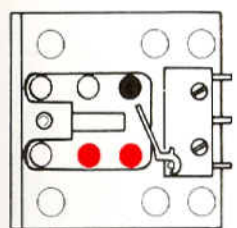
COD. 23B



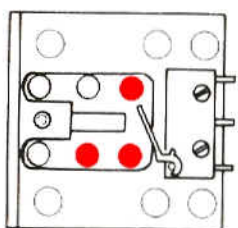
COD. 245



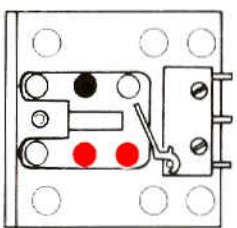
COD. 246



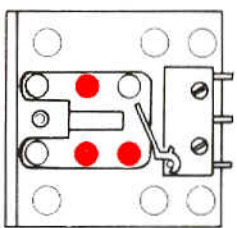
COD. 247



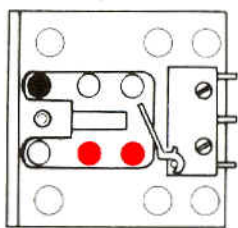
COD. 248



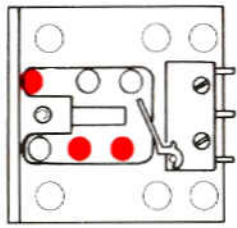
COD. 249



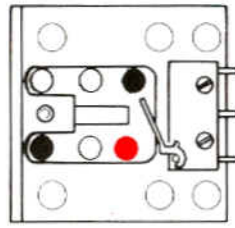
COD. 240



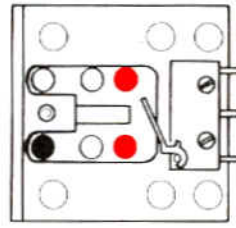
COD. 24A



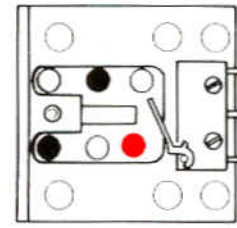
COD. 24B



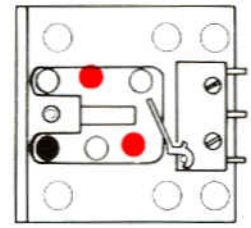
COD. 257



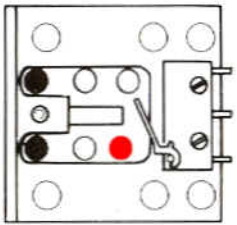
COD. 258



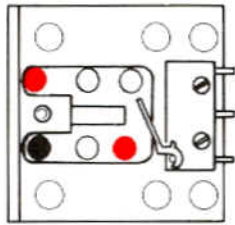
COD. 259



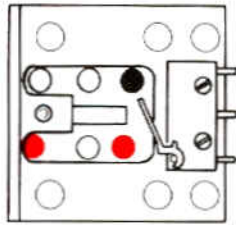
COD. 250



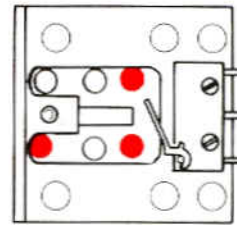
COD. 25A



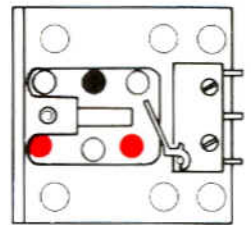
COD. 25B



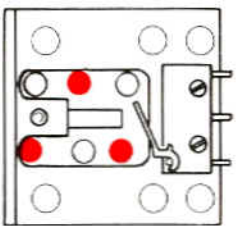
COD. 267



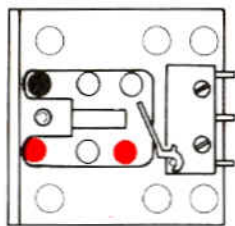
COD. 268



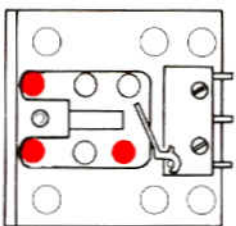
COD. 269



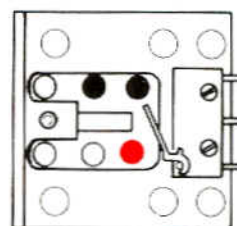
COD. 260



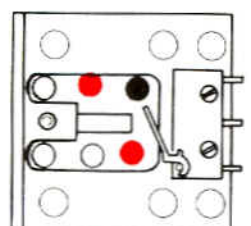
COD. 26A



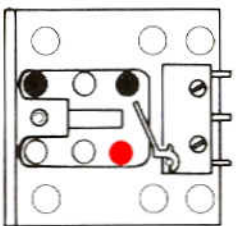
COD. 26B



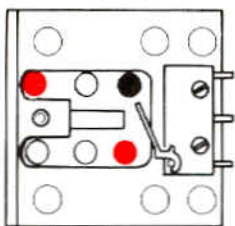
COD. 279



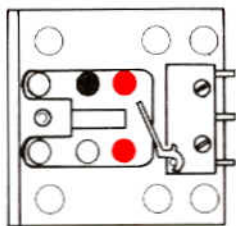
COD. 270



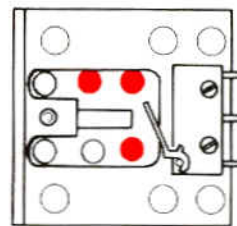
COD. 27A



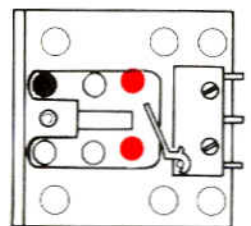
COD. 27B



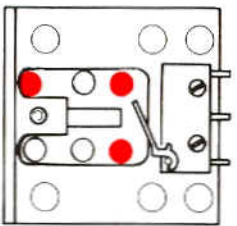
COD. 289



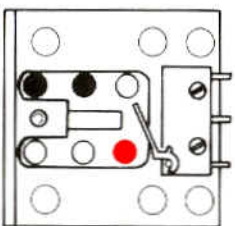
COD. 280



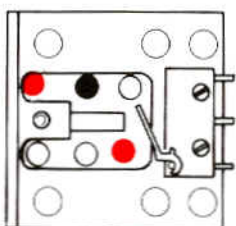
COD. 28A



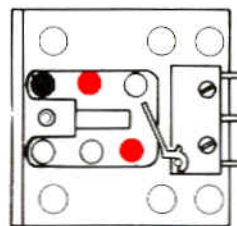
COD. 28B



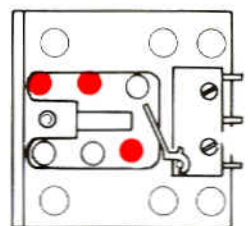
COD. 29A



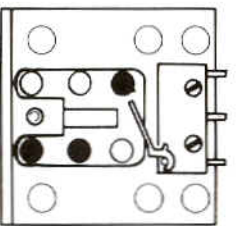
COD. 29B



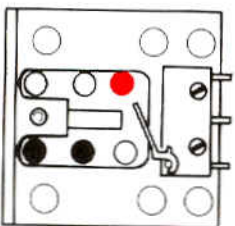
COD. 20A



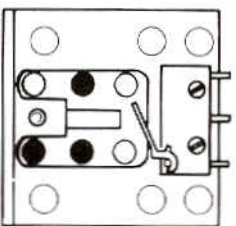
COD. 20B



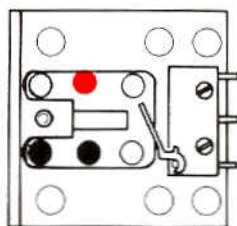
COD. 357



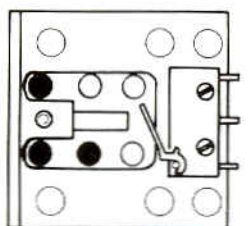
COD. 358



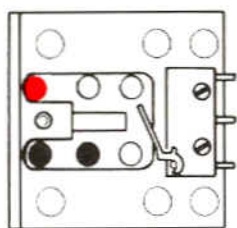
COD. 359



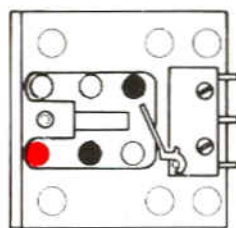
COD. 350



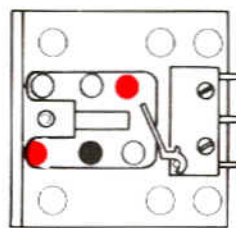
COD. 35A



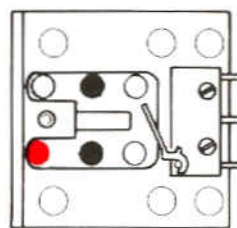
COD. 358



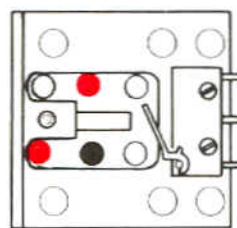
COD. 367



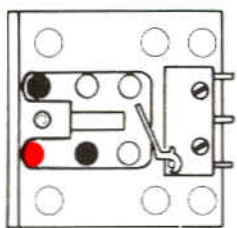
COD. 368



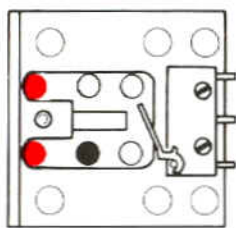
COD. 369



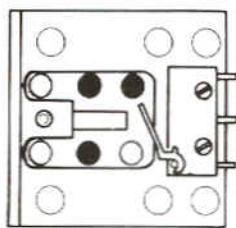
COD. 360



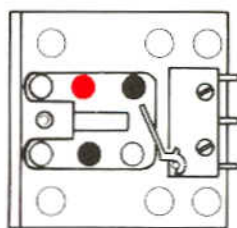
COD. 36A



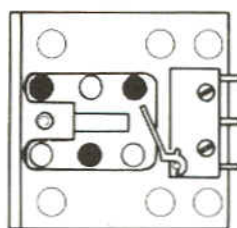
COD. 36B



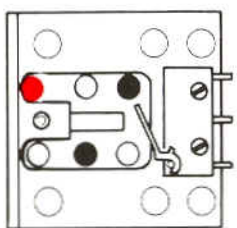
COD. 379



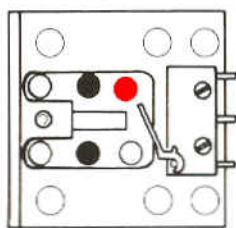
COD. 370



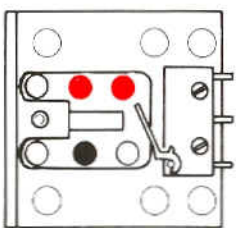
COD. 37A



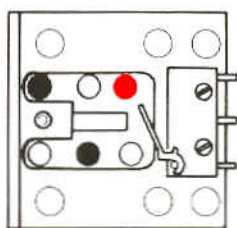
COD. 37B



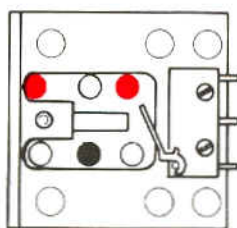
COD. 389



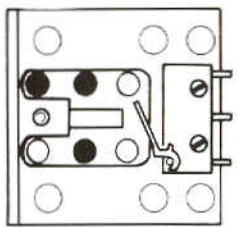
COD. 380



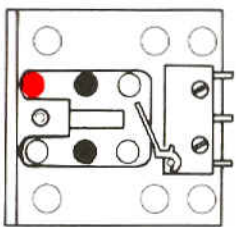
COD. 38A



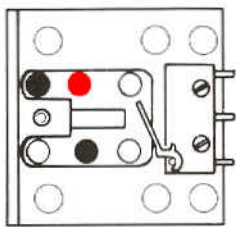
COD. 388



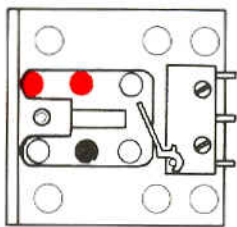
COD. 39A



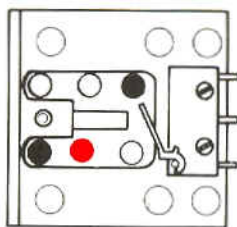
COD. 39B



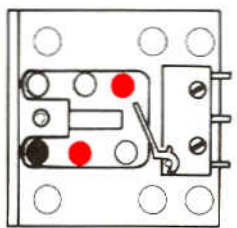
COD. 30A



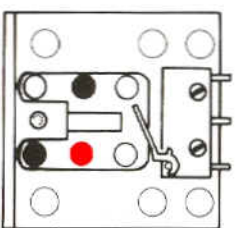
COD. 30B



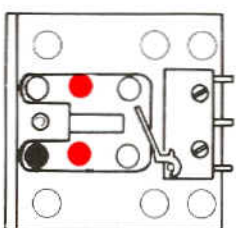
COD. 457



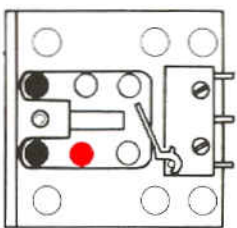
COD. 458



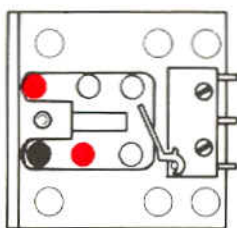
COD. 459



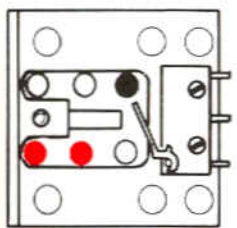
COD. 450



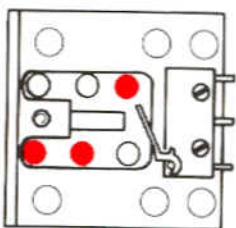
COD. 45A



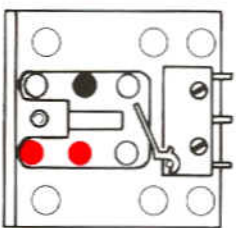
COD. 45B



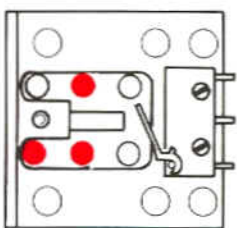
COD. 467



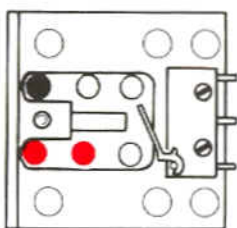
COD. 468



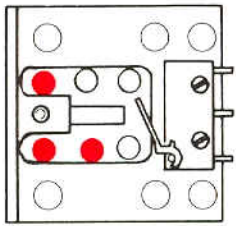
COD. 469



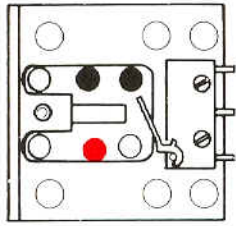
COD. 460



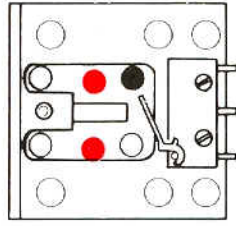
COD. 46A



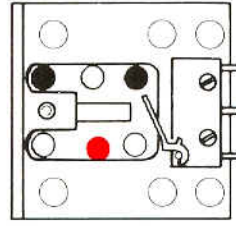
COD. 46B



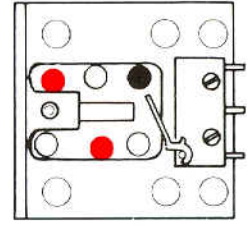
COD. 479



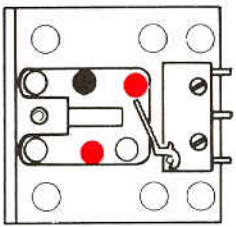
COD. 470



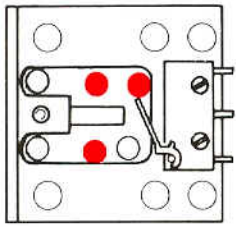
COD. 47A



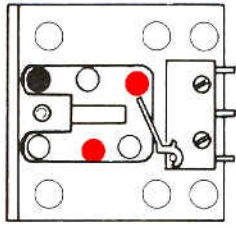
COD. 47B



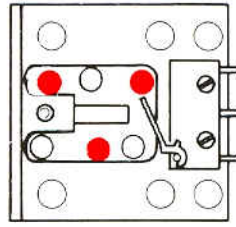
COD. 489



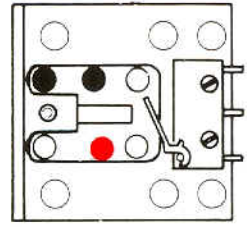
COD. 480



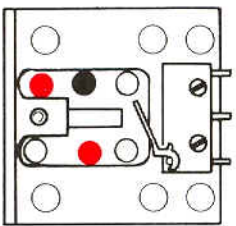
COD. 48A



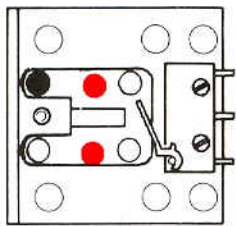
COD. 48B



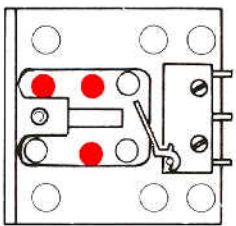
COD. 49A



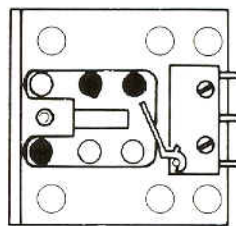
COD. 49B



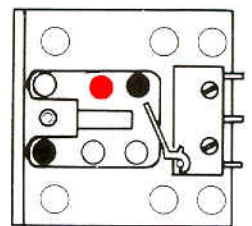
COD. 40A



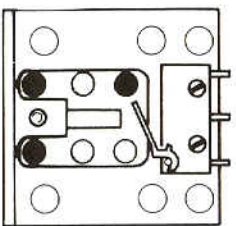
COD. 40B



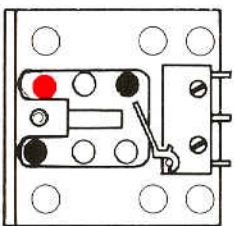
COD. 579



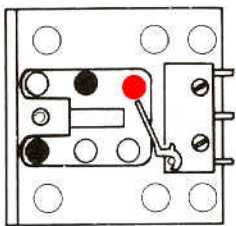
COD. 570



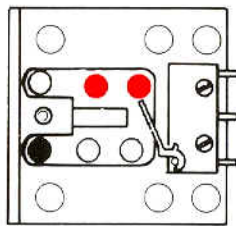
COD. 57A



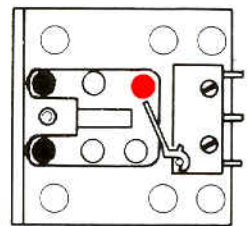
COD. 57B



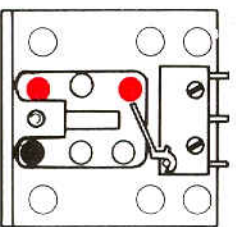
COD. 589



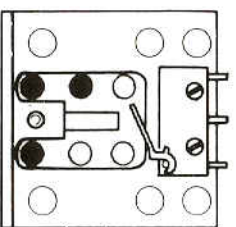
COD. 580



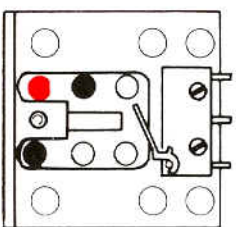
COD. 58A



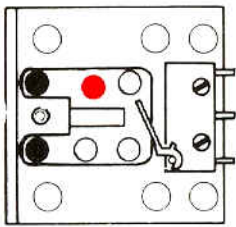
COD. 58B



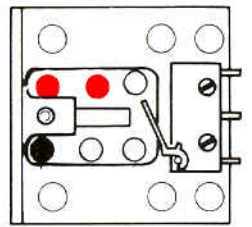
COD. 59A



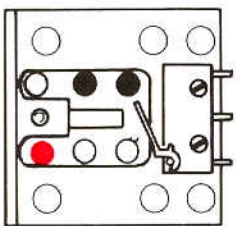
COD. 59B



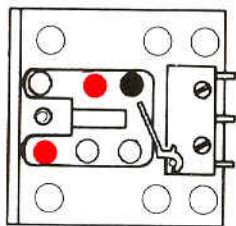
COD. 50A



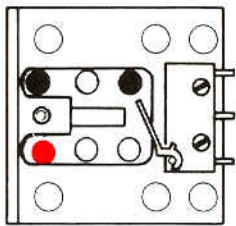
COD. 50B



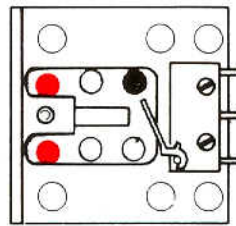
COD. 679



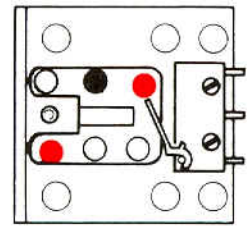
COD. 670



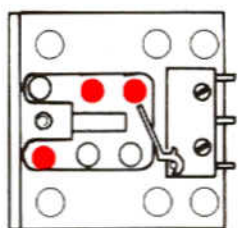
COD. 67A



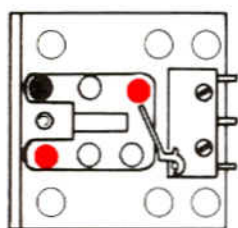
COD. 67B



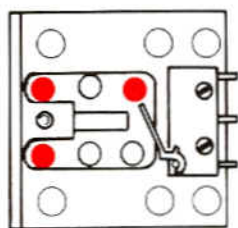
COD. 689



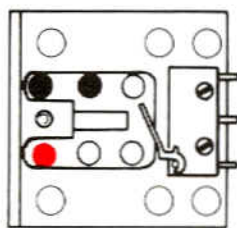
COD. 80



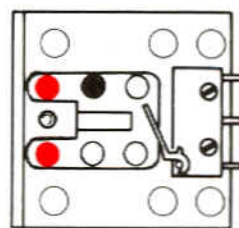
COD. 68A



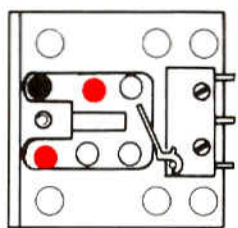
COD. 68B



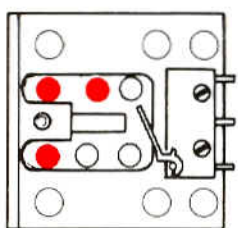
COD. 69A



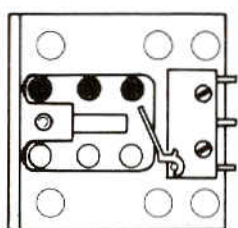
COD. 69B



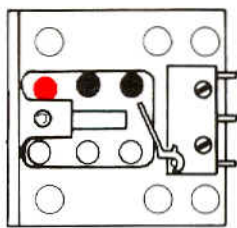
COD. 60A



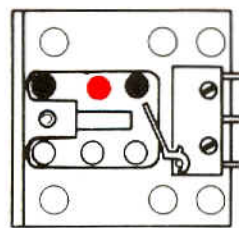
COD. 60B



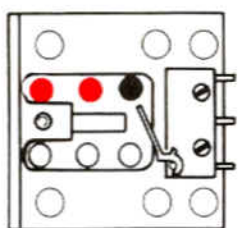
COD. 79A



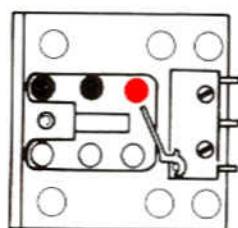
COD. 79B



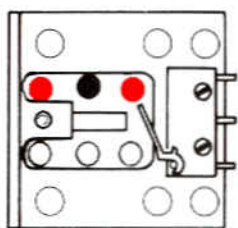
COD. 70A



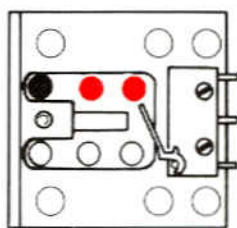
COD. 70B



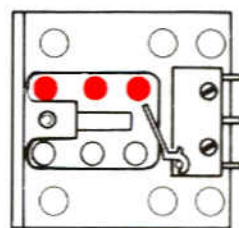
COD. 89A



COD. 89B



COD. 80A



COD. 80B

NOTAS

CLEMSA

ACCESO SEGURO

CLEMSA MADRID Xaudaró, 9 - 28034 MADRID - Tel. 902 11 78 01 - Fax 91 729 33 09

CLEMSA BARCELONA Avda. Can Sucarrals, nave 8 (P. I. Cova Solera) - 08191 Rubí (BARCELONA) - Tel. 902 11 72 16 - Fax 93 588 28 54

CLEMSA MADRID SUR
Lluvia, 14 (Pol. Ind. San José de Valderas)
28918 Leganés (MADRID)
Tel. 91 642 83 34 Fax 91 642 83 35

CLEMSA VALENCIA
Sequia Calvera, 5-B (Pol. Ind. de Sedavi)
46910 Sedavi (VALENCIA)
Tel. 902 11 72 06 Fax 96 375 56 83

CLEMSA BILBAO
Grupo Alonso Allende, 14 Lonja Izquierda
48920 Portugalete (VIZCAYA)
Tel. 94 472 48 39 - Fax. 94 472 41 70

CLEMSA SEVILLA
Pol. Ind. "LA RED", nave 21
41500 Alcalá de Guadaíra (SEVILLA)
Tel. 902 11 72 09 Fax 95 563 05 47

CLEMSA CANARIAS
José Viera y Clavijo, 3 - Los Andenes-Taco
38108 La Laguna (TENERIFE)
Tel. y Fax. 922 62 63 52

CLEMSA BALEARES
Santiago Álvarez Avellan, 1
07009 PALMA DE MALLORCA
Tel. 971 43 12 10 Fax. 971 43 38 94



www.clemsa.es

clemsa@clemsa.es